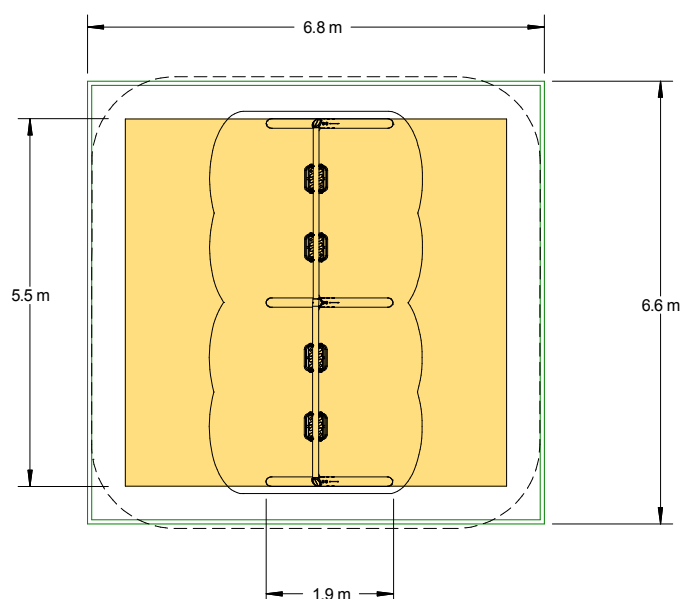
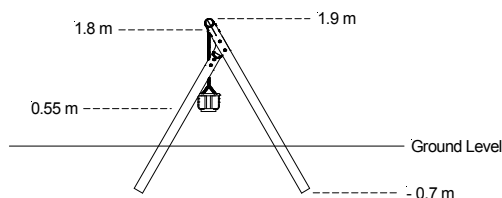
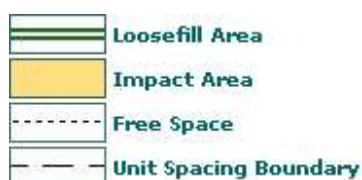


Cradle Swing (2 Bay) Timber



Technical Information

	STANDARD	ANTIWRAP
Equipment Dimensions		
Length / Width / Height	5.5 x 1.9 x 1.9m	5.5 x 1.9 x 1.9m
Surfacing and Area Required		
Minimum Space Required L/W/H	6.6 x 6.8 x 3.4m	6.6 x 6.8 x 3.4m
Max Gradient Of Ground	1 in 50	1 in 50
Free Height Of Fall	1.3m	1.3m
Impact Area - Wetpour	30.96m ²	30.96m ²
Loosefill At 250mm	15m ³	15m ³
Bark / Cushionfall / Sand		
Safagrass Quantity	42m ²	42m ²
Installation Information		
overall weight	267 kg	274 kg
heaviest part	35 kg	35 kg
largest part	2.8 x 0.3 m	2.8 x 0.3m
longest part	3.0 m	3.0 m
concrete required	0.6m ³	0.6m ³
KITEMARKED TO BS EN 1176		